

No Bold on Preliminary Pages

Two-inch top margin

Title is centered, with three lines, in an inverted pyramid, double-spaced and in upper case.

THIS IS THE TITLE OF MY DISSERTATION

IT'S SUCH A GOOD

One-inch left margin

One-inch right margin

TITLE

Two double-spaced lines

One double-spaced line

One double-spaced line

lowercase

by

Uppercase

JANE M. SMITH

FIRST M. LAST, COMMITTEE CHAIR
FIRST M. LAST, COMMITTEE CO-CHAIR
FIRST M. LAST
FIRST M. LAST
FIRST M. LAST

Single-spaced, No honorifics

Two double-spaced lines

A DISSERTATION/THESIS

Uppercase

Two double-spaced lines

Submitted in partial fulfillment of the requirements for the degree of Doctor of Philosophy in the Department of English in the Graduate School of The University of Alabama

Single-spaced, lowercase, correct department info filled in

Three double-spaced lines

TUSCALOOSA, ALABAMA

Uppercase

One double-spaced line

2024

One-inch bottom margin

No pagination on title page

One-inch left margin

One-inch right margin

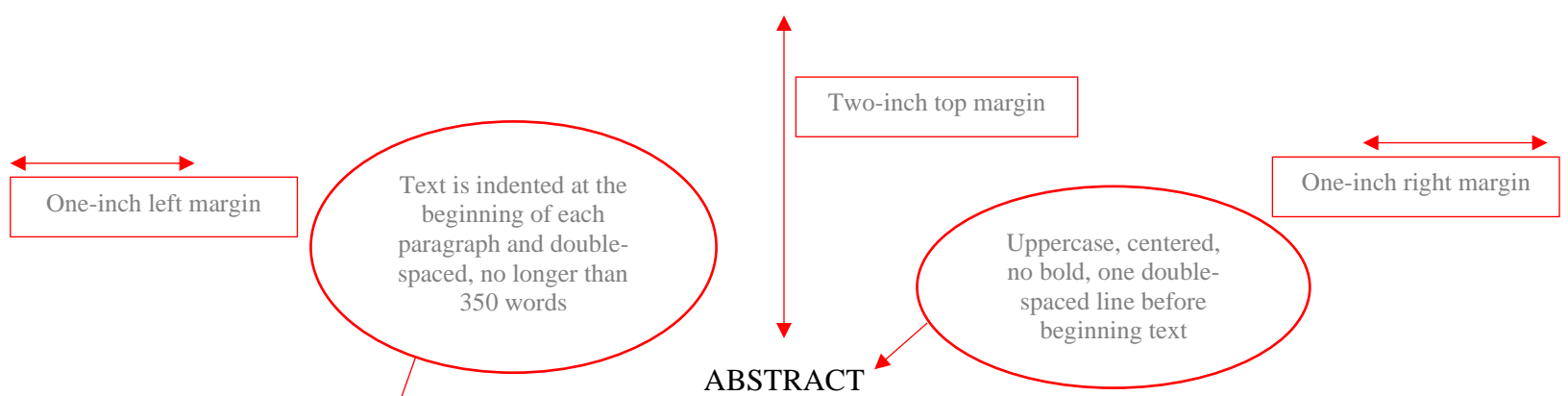
Title case
Uppercase

**Copyright Jane M. Smith 2024
ALL RIGHTS RESERVED**

Single-spaced

No pagination on
copyright page

One-inch bottom margin



ABSTRACT

Lorem ipsum dolor sit amet, consectetur adipiscing elit. Suspendisse dapibus arcu in dolor commodo iaculis. Morbi in tortor vel massa malesuada tempus vitae sagittis nisi. Etiam tincidunt sit amet neque sit amet ultrices. Nunc rutrum tempor venenatis. Nullam lobortis vitae massa vel consectetur. Cras posuere justo sed consequat hendrerit. Lorem ipsum dolor sit amet, consectetur adipiscing elit. Fusce sed egestas ex. Ut pharetra, augue quis tincidunt venenatis, tortor eros accumsan justo, in tempor elit purus eget lorem. Quisque quis pretium turpis. Praesent dignissim, est sed convallis fermentum, eros turpis convallis ipsum, porta maximus massa ligula id lorem.

Nam tincidunt pulvinar interdum. Maecenas at tellus sed augue volutpat eleifend. In efficitur lectus nibh, ut rhoncus elit egestas vitae. Cras dolor lacus, dignissim vitae bibendum et, efficitur in mi. Sed dictum quam a ultrices dignissim. Aliquam viverra, quam in pharetra feugiat, odio turpis faucibus sapien, a blandit ex sem sed ipsum. Nunc accumsan tempus est at bibendum. Vestibulum condimentum enim eget vestibulum posuere. Nam sit amet rhoncus ante, vel consectetur magna. Nunc viverra augue a nunc lobortis consectetur. Morbi lorem tellus, lacinia vitae facilisis a, tristique quis lacus. Vivamus euismod id libero eget condimentum. Aliquam vel dolor scelerisque, placerat urna laoreet, venenatis nibh. Proin metus leo, egestas vel vulputate id, egestas nec leo. Integer auctor rhoncus justo, ut mollis lorem tempus ut. Etiam ac eleifend neque.

Duis accumsan elit tortor, ac gravida quam venenatis quis. Aenean arcu orci, pretium eget nulla in, lobortis pulvinar sapien. Ut quis eleifend nibh, ac mollis ligula. Ut in elementum nisl.

Vivamus porta accumsan leo, non laoreet ipsum herderite mollis. Integer eleifend, neque at



One-inch left margin

One-inch top margin

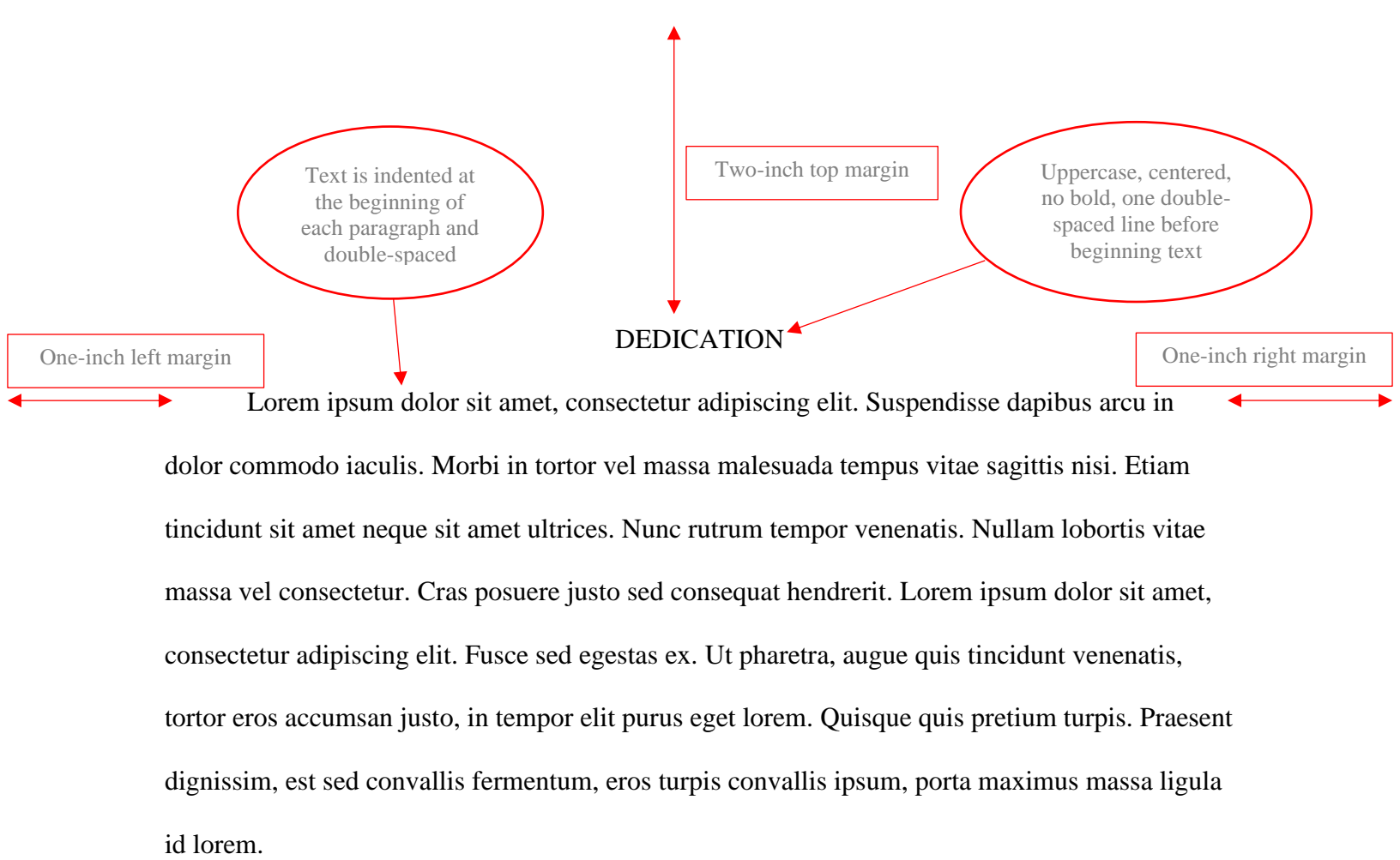
One-inch right margin

tempus bibendum, ligula lacus malesuada libero, quis vulputate dui odio nec elit. Curabitur accumsan ligula sed tellus ultricies, quis dictum ante malesuada. Suspendisse sed fringilla dolor. Curabitur ac purus nec erat vehicula pulvinar. Fusce aliquet felis ut dui condimentum egestas. Pellentesque ac risus in velit lobortis lobortis. Suspendisse in augue vel nisi mollis tempus eu et lorem. Suspendisse imperdiet turpis tempus ex malesuada imperdiet. Integer eget fringilla diam.

Keywords: these, are, my, keywords

No more than six
keywords/phrases

One-inch bottom margin



Two-inch top margin

Uppercase, centered,
no bold, one double-
spaced line before
beginning list

LIST OF ABBREVIATIONS AND SYMBOLS

One-inch left margin

One-inch right margin

AFAIK

As far as I know

Double-spaced between entries

BRB

Be right back

tbh

To be honest

ty

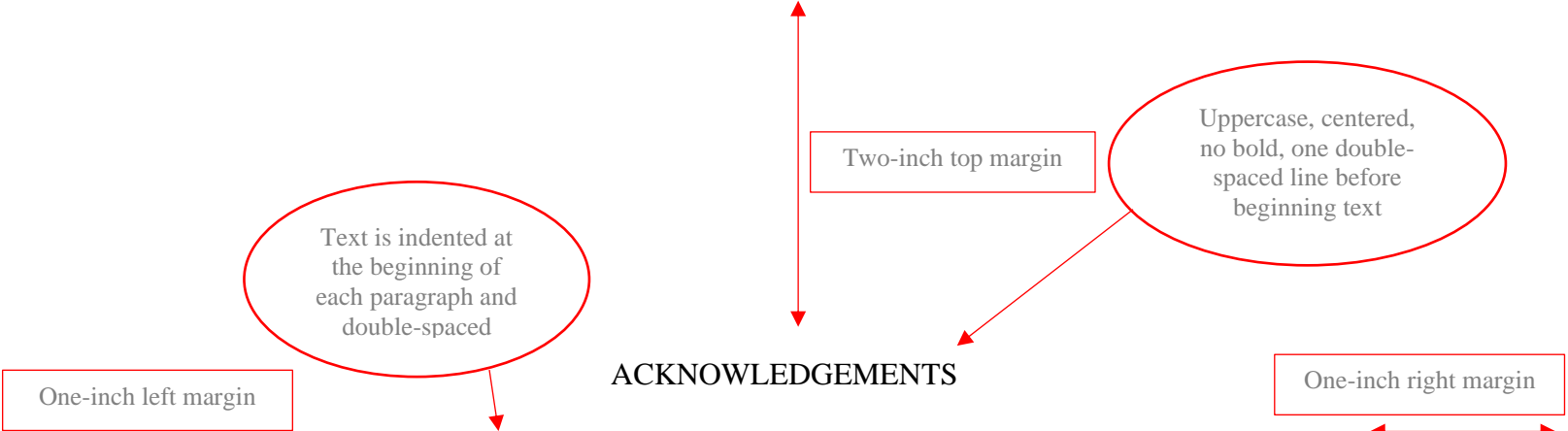
Thank you

@

at

Single-spaced within entries longer than one line

One-inch bottom margin



ACKNOWLEDGEMENTS

One-inch left margin

Two-inch top margin

Uppercase, centered, no bold, one double-spaced line before beginning text

One-inch right margin

Text is indented at the beginning of each paragraph and double-spaced

Lorem ipsum dolor sit amet, consectetur adipiscing elit. Suspendisse dapibus arcu in dolor commodo iaculis. Morbi in tortor vel massa malesuada tempus vitae sagittis nisi. Etiam tincidunt sit amet neque sit amet ultrices. Nunc rutrum tempor venenatis. Nullam lobortis vitae massa vel consectetur. Cras posuere justo sed consequat hendrerit. Lorem ipsum dolor sit amet, consectetur adipiscing elit. Fusce sed egestas ex. Ut pharetra, augue quis tincidunt venenatis, tortor eros accumsan justo, in tempor elit purus eget lorem. Quisque quis pretium turpis. Praesent dignissim, est sed convallis fermentum, eros turpis convallis ipsum, porta maximus massa ligula id lorem.



CONTENTS

Two-inch top margin

Uppercase, centered, no bold, one double-spaced line before beginning Contents

One-inch right margin

One-inch left margin

Double-spaced between entries, single-spaced within entries longer than one line

ABSTRACT..... ii

DEDICATION..... iv

LIST OF ABBREVIATIONS AND SYMBOLS v

ACKNOWLEDGEMENTS..... vi

LIST OF TABLES ix

LIST OF FIGURES x

INTRODUCTION 1

 Heading 2..... 1

 Heading 3..... **Error! Bookmark not defined.**

CHAPTER 1 – DESCRIPTIVE TITLE..... 3

 Heading 2..... 3

 Heading 3..... 3

 Another Heading 3..... 3

 Another Heading 2..... 4

 Another Heading 3..... 4

CHAPTER 2 – DESCRIPTIVE TITLE..... 5

 Heading 2..... 5

 Heading 3..... 5

CHAPTER 3 – DESCRIPTIVE TITLE..... 6

 Heading 2..... 6

 Heading 3..... 6

Must be in this order

Note that page numbers are right aligned

Entries must match exactly how they appear in text

One-inch bottom margin

One-inch left margin

One-inch top margin

One-inch right margin

CHAPTER 4 – DESCRIPTIVE TITLE..... 7

 Heading 2..... 7

 Heading 3..... 7

REFERENCES 8

APPENDIX I DESCRIPTIVE TITLE HERE 9

APPENDIX II DESCRIPTIVE TITLE HERE 10

One-inch bottom margin

Two-inch top margin

Uppercase, centered,
no bold, one double-
spaced line before
beginning list

One-inch left margin

One-inch right margin

LIST OF TABLES

Table 1 Title of the Table. To title it: click the + symbol in the top left corner>right click>Select
"Insert Caption">Choose the Label "Table" Title it. 5

Double-spaced between entries,
single-spaced within entries
longer than one line

Note
that page
numbers
are right
aligned

Notice the
word
"select" is
not above
or past the
page
number

One-inch bottom margin

LIST OF FIGURES

Two-inch top margin

Uppercase, centered,
no bold, one double-
spaced line before
beginning list

One-inch left margin

One-inch right margin

Figure 1 This is the Title of the Figure. To title it, I right clicked on the figure and selected
“Insert Caption” Using this function to label Figures, Tables, and Equations will allow you to
automatically insert a List of Figures, Tables, or Equations..... 4

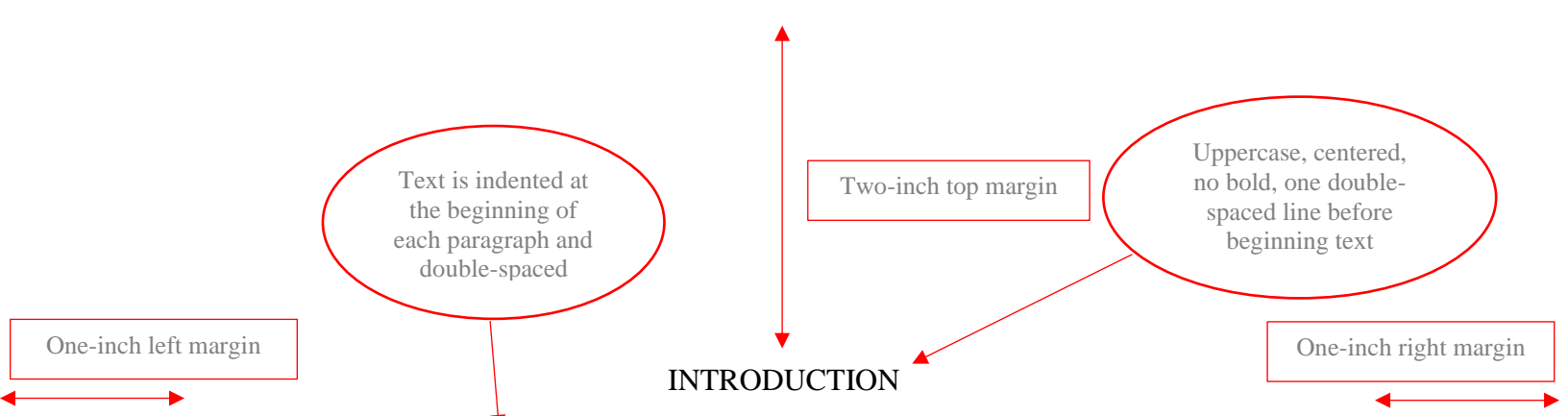
Double-spaced between entries,
single-spaced within entries
longer than one line

Note
that page
numbers
are right
aligned

Notice the
words
“selected”
and “to”
are not
above or
past the
page
number

One-inch bottom margin

x

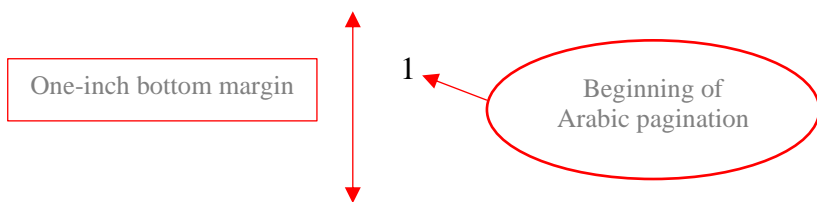


INTRODUCTION

Lorem ipsum dolor sit amet, consectetur adipiscing elit. Suspendisse dapibus arcu in dolor commodo iaculis. Morbi in tortor vel massa malesuada tempus vitae sagittis nisi. Etiam tincidunt sit amet neque sit amet ultrices. Nunc rutrum tempor venenatis. Nullam lobortis vitae massa vel consectetur. Cras posuere justo sed consequat hendrerit. Lorem ipsum dolor sit amet, consectetur adipiscing elit. Fusce sed egestas ex. Ut pharetra, augue quis tincidunt venenatis, tortor eros accumsan justo, in tempor elit purus eget lorem. Quisque quis pretium turpis. Praesent dignissim, est sed convallis fermentum, eros turpis convallis ipsum, porta maximus massa ligula id lorem.

Nam tincidunt pulvinar interdum. Maecenas at tellus sed augue volutpat eleifend. In efficitur lectus nibh, ut rhoncus elit egestas vitae. Cras dolor lacus, dignissim vitae bibendum et, efficitur in mi. Sed dictum quam a ultrices dignissim. Aliquam viverra, quam in pharetra feugiat, odio turpis faucibus sapien, a blandit ex sem sed ipsum. Nunc accumsan tempus est at bibendum. Vestibulum condimentum enim eget vestibulum posuere. Nam sit amet rhoncus ante, vel consectetur magna. Nunc viverra augue a nunc lobortis consectetur. Morbi lorem tellus, lacinia vitae facilisis a, tristique quis lacus. Vivamus euismod id libero eget condimentum. Aliquam vel dolor scelerisque, placerat urna laoreet, venenatis nibh. Proin metus leo, egestas vel vulputate id, egestas nec leo. Integer auctor rhoncus justo, ut mollis lorem tempus ut. Etiam ac eleifend neque.

Class aptent taciti sociosqu ad litora torquent per conubia nostra, per inceptos himenaeos. Nunc vel enim lobortis leo ultricies interdum vel eget lacus. Mauris rutrum auctor nulla, non posuere nibh volutpat eu. Sed varius, tellus a condimentum pretium, diam risus semper nibh, et



One-inch left margin

One-inch top margin

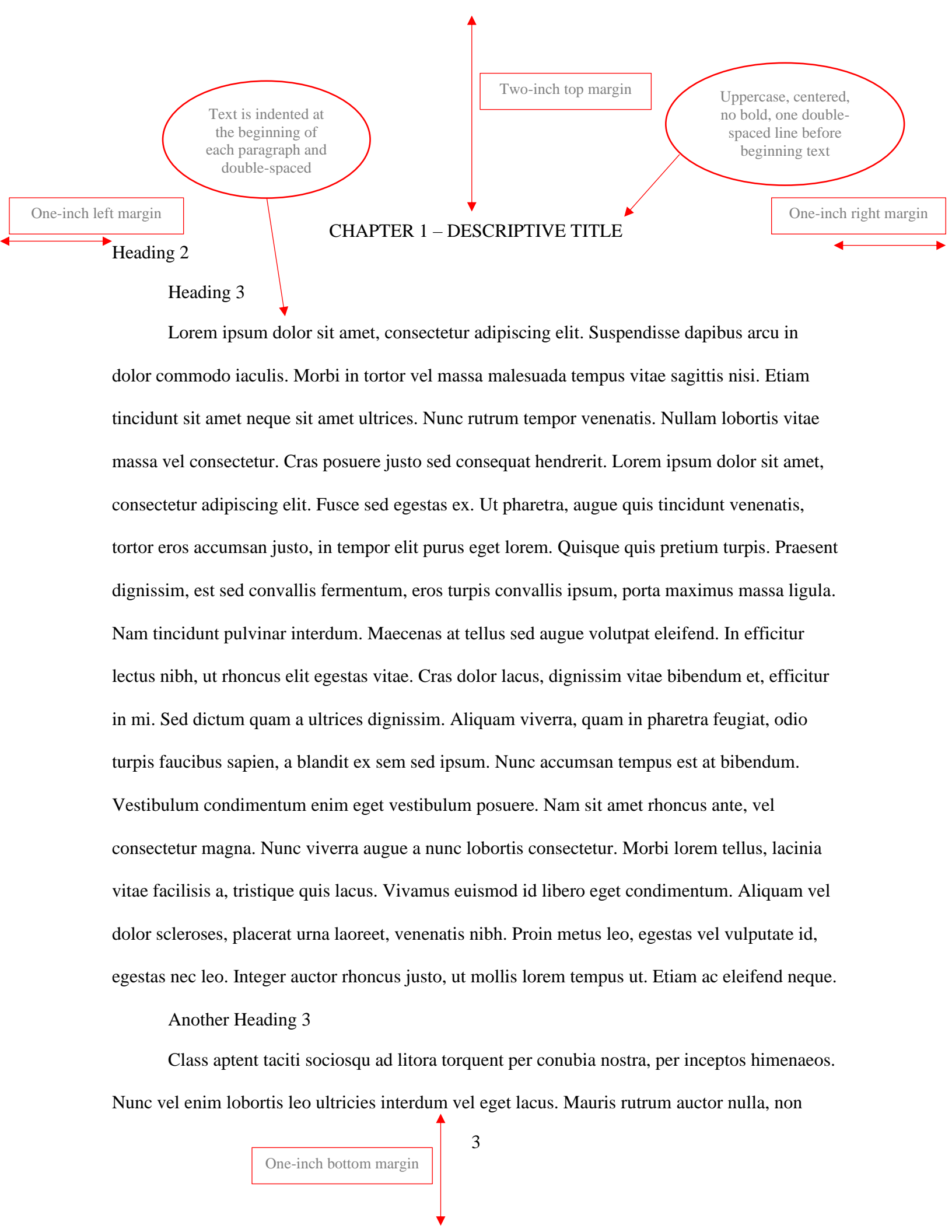
One-inch right margin

tempor arcu neque eu purus. Ut tristique elit in sapien scelerisque elementum. Praesent quis dictum nibh. Vestibulum hendrerit interdum lacus, at accumsan metus semper eget.

Duis accumsan elit tortor, ac gravida quam venenatis quis. Aenean arcu orci, pretium eget nulla in, lobortis pulvinar sapien. Ut quis eleifend nibh, ac mollis ligula. Ut in elementum nisl. Vivamus porta accumsan leo, non laoreet ipsum hendrerit mollis. Integer eleifend, neque at tempus bibendum, ligula lacus malesuada libero, quis vulputate dui odio nec elit. Curabitur accumsan ligula sed tellus ultricies, quis dictum ante malesuada. Suspendisse sed fringilla dolor. Curabitur ac purus nec erat vehicula pulvinar. Fusce aliquet felis ut dui condimentum egestas. Pellentesque ac risus in velit lobortis lobortis. Suspendisse in augue vel nisi mollis tempus eu et lorem. Suspendisse imperdiet turpis tempus ex malesuada imperdiet. Integer eget fringilla diam.

One-inch bottom margin

2



Two-inch top margin

Uppercase, centered, no bold, one double-spaced line before beginning text

One-inch left margin

One-inch right margin

CHAPTER 1 – DESCRIPTIVE TITLE

Heading 2

Heading 3

Lorem ipsum dolor sit amet, consectetur adipiscing elit. Suspendisse dapibus arcu in dolor commodo iaculis. Morbi in tortor vel massa malesuada tempus vitae sagittis nisi. Etiam tincidunt sit amet neque sit amet ultrices. Nunc rutrum tempor venenatis. Nullam lobortis vitae massa vel consectetur. Cras posuere justo sed consequat hendrerit. Lorem ipsum dolor sit amet, consectetur adipiscing elit. Fusce sed egestas ex. Ut pharetra, augue quis tincidunt venenatis, tortor eros accumsan justo, in tempor elit purus eget lorem. Quisque quis pretium turpis. Praesent dignissim, est sed convallis fermentum, eros turpis convallis ipsum, porta maximus massa ligula. Nam tincidunt pulvinar interdum. Maecenas at tellus sed augue volutpat eleifend. In efficitur lectus nibh, ut rhoncus elit egestas vitae. Cras dolor lacus, dignissim vitae bibendum et, efficitur in mi. Sed dictum quam a ultrices dignissim. Aliquam viverra, quam in pharetra feugiat, odio turpis faucibus sapien, a blandit ex sem sed ipsum. Nunc accumsan tempus est at bibendum. Vestibulum condimentum enim eget vestibulum posuere. Nam sit amet rhoncus ante, vel consectetur magna. Nunc viverra augue a nunc lobortis consectetur. Morbi lorem tellus, lacinia vitae facilisis a, tristique quis lacus. Vivamus euismod id libero eget condimentum. Aliquam vel dolor scleroses, placerat urna laoreet, venenatis nibh. Proin metus leo, egestas vel vulputate id, egestas nec leo. Integer auctor rhoncus justo, ut mollis lorem tempus ut. Etiam ac eleifend neque.

Another Heading 3

Class aptent taciti sociosqu ad litora torquent per conubia nostra, per inceptos himenaeos. Nunc vel enim lobortis leo ultricies interdum vel eget lacus. Mauris rutrum auctor nulla, non

One-inch bottom margin

One-inch left margin

One-inch top margin

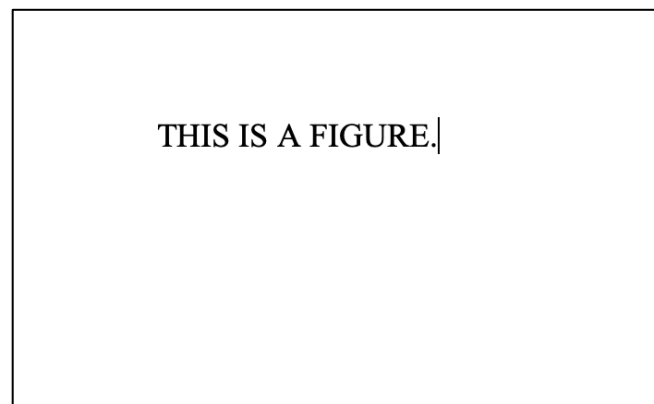
One-inch bottom margin

posuere nibh volutpat eu. Sed varius, tellus a condimentum pretium, diam risus semper nibh, et tempor arcu neque eu purus. Ut tristique elit in sapien scelerisque elementum. Praesent quis dictum nibh. Vestibulum hendrerit interdum lacus, at accumsan metus semper eget.

Another Heading 2

Another Heading 3

Duis accumsan elit tortor, ac gravida quam venenatis quis. Aenean arcu orci, pretium eget nulla in, lobortis pulvinar sapien. Ut quis eleifend nibh, ac mollis ligula. Ut in elementum nisl. Vivamus porta accumsan leo, non laoreet ipsum hendrerit mollis. Integer eleifend, neque at tempus bibendum, ligula lacus malesuada libero, quis vulputate dui odio nec elit. Curabitur accumsan ligula sed tellus ultricies, quis dictum ante malesuada. Suspendisse sed fringilla dolor. Curabitur ac purus nec erat vehicula pulvinar. Fusce aliquet felis ut dui condimentum egestas. Pellentesque ac risus in velit lobortis lobortis. Suspendisse in augue vel nisi mollis tempus eu et lorem. Suspendisse imperdiet turpis tempus ex malesuada imperdiet. Integer eget fringilla diam.



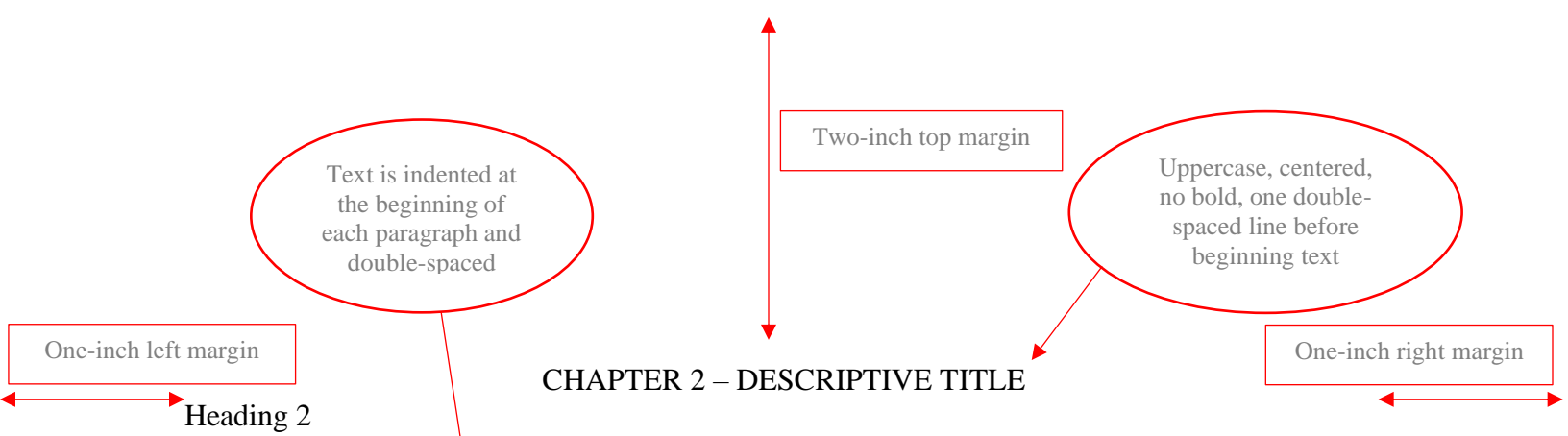
Centered with caption on the same page

Figure 1 This is the Title of the Figure. To title it, I right clicked on the figure and selected “Insert Caption” Using this function to label Figures, Tables, and Equations will allow you to automatically insert a List of Figures, Tables, or Equations.

Single space, below the figure, same font size and style as the rest of the text

One-inch bottom margin

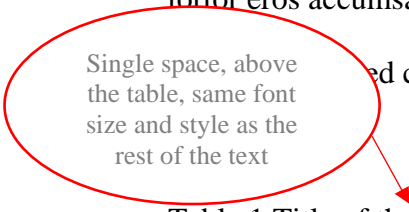
4



Heading 2

Heading 3

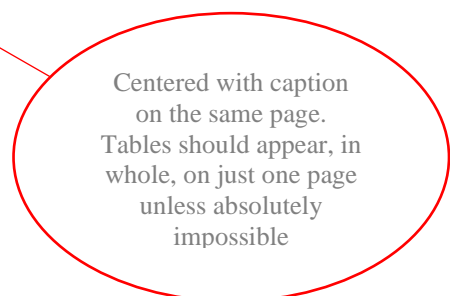
Lorem ipsum dolor sit amet, consectetur adipiscing elit. Suspendisse dapibus arcu in dolor commodo iaculis. Morbi in tortor vel massa malesuada tempus vitae sagittis nisi. Etiam tincidunt sit amet neque sit amet ultrices. Nunc rutrum tempor venenatis. Nullam lobortis vitae massa vel consectetur. Cras posuere justo sed consequat hendrerit. Lorem ipsum dolor sit amet, consectetur adipiscing elit. Fusce sed egestas ex. Ut pharetra, augue quis tincidunt venenatis, tortor eros accumsan justo, in tempor elit purus eget lorem. Quisque quis pretium turpis. Praesent

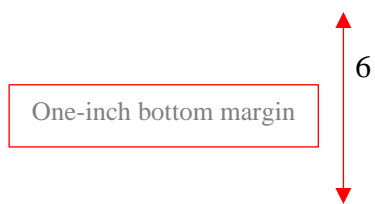
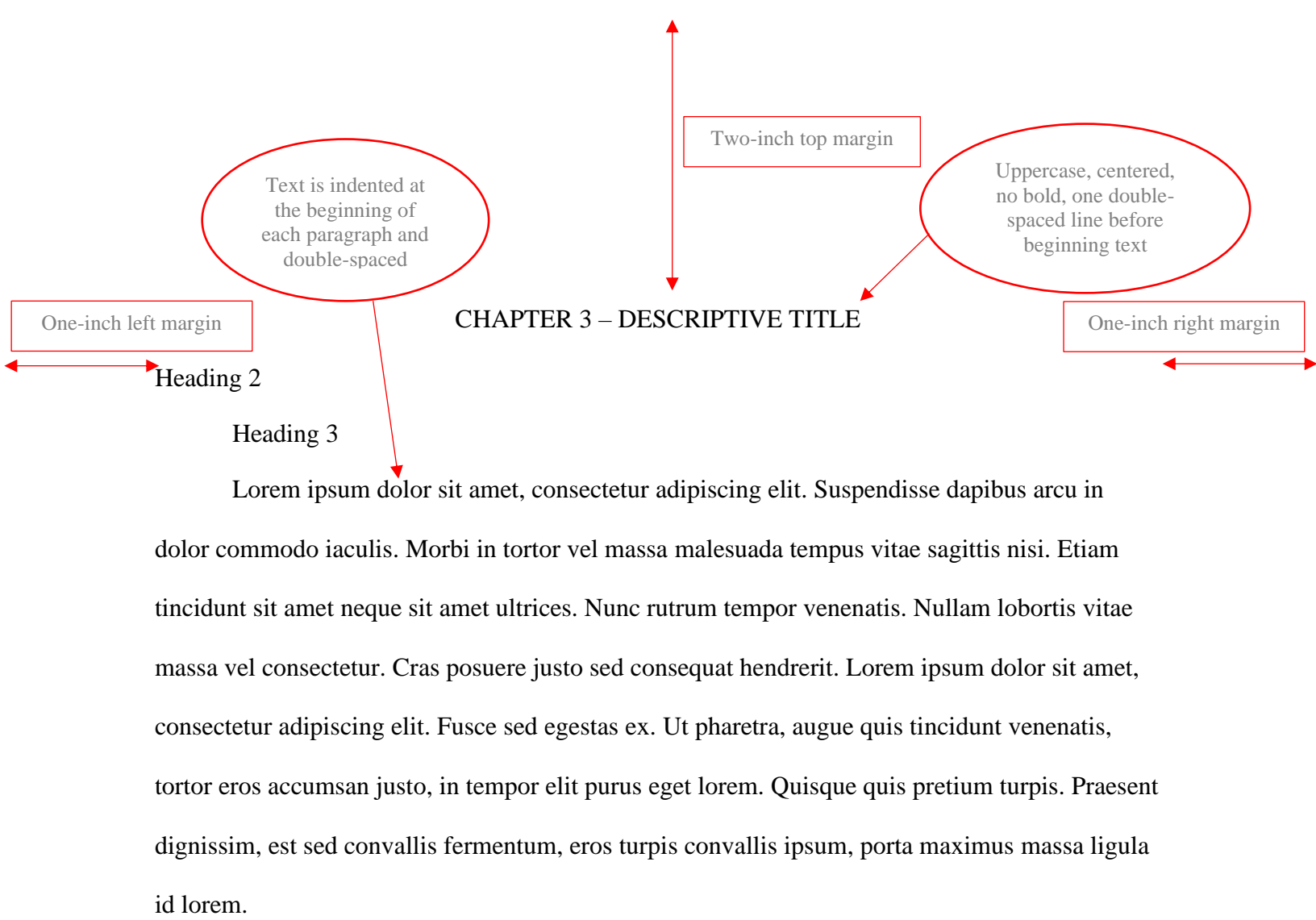


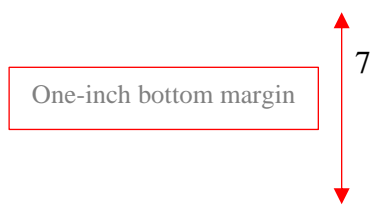
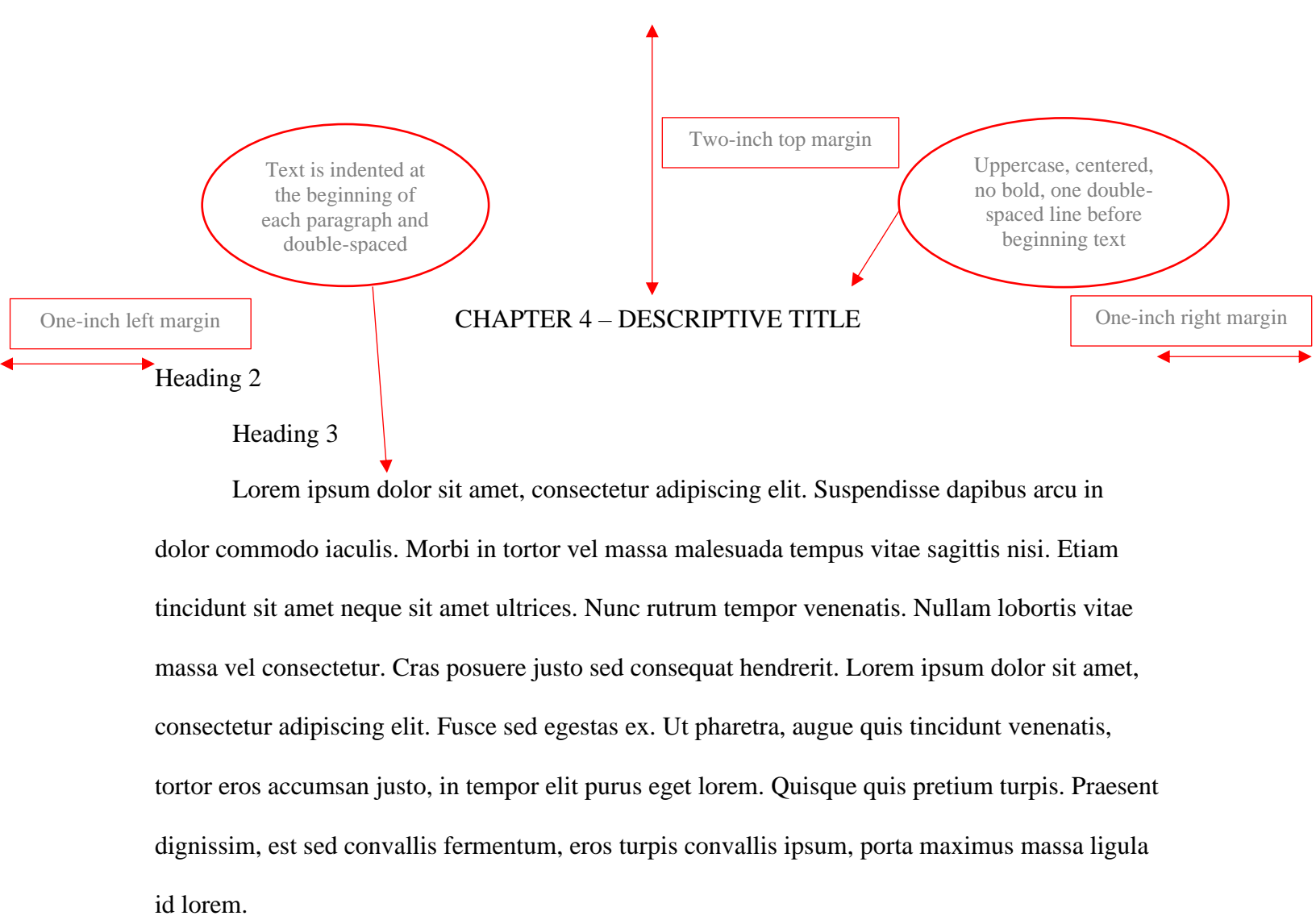
ed convallis fermentum, eros turpis convallis ipsum, porta maximus massa ligula

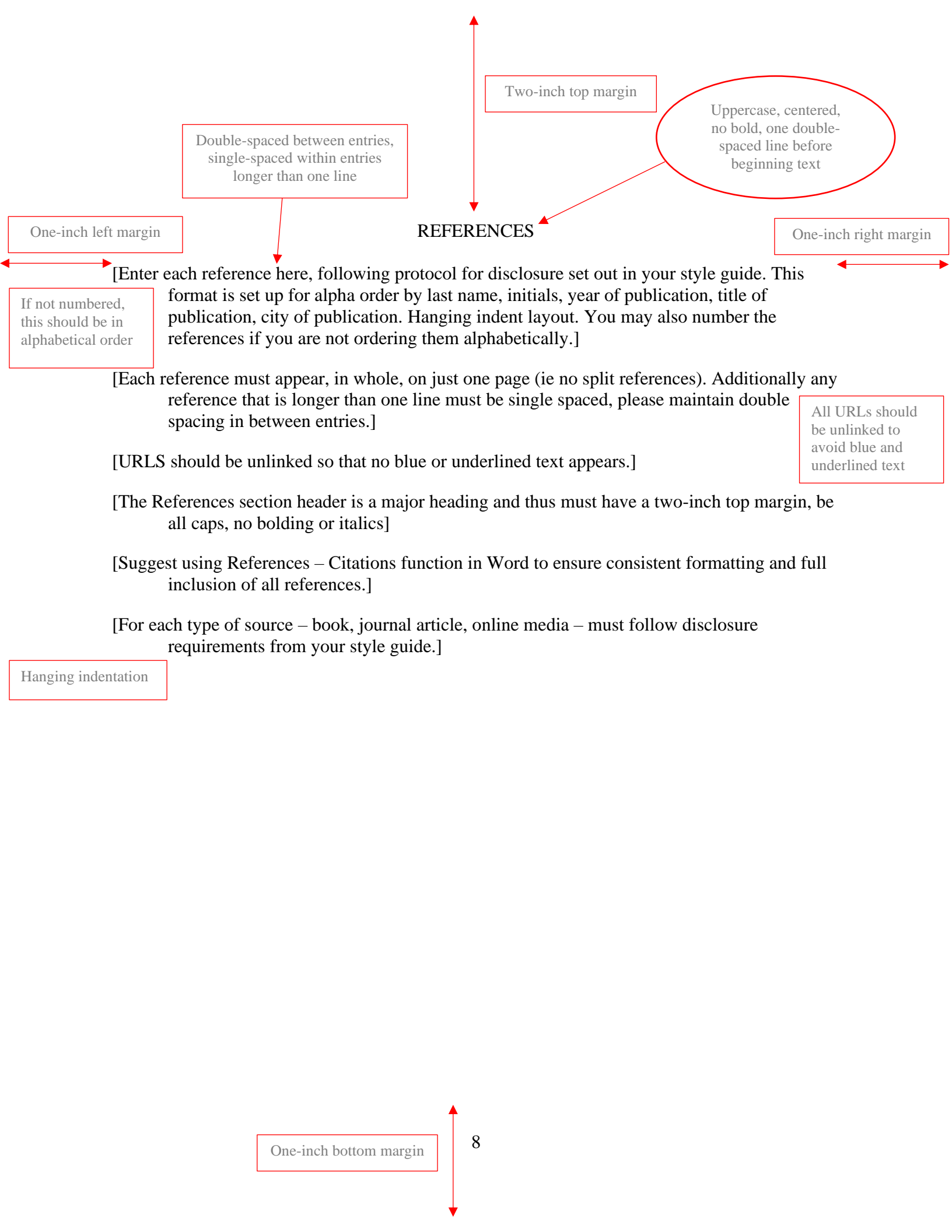
Table 1 Title of the Table. To title it: click the + symbol in the top left corner>right click>Select "Insert Caption">Choose the Label "Table" Title it.

This	Is	A	Table
This	Is	Still	The table









Two-inch top margin

Uppercase, centered,
no bold, one double-
spaced line before
beginning text

Double-spaced between entries,
single-spaced within entries
longer than one line

REFERENCES

One-inch left margin

One-inch right margin

[Enter each reference here, following protocol for disclosure set out in your style guide. This format is set up for alpha order by last name, initials, year of publication, title of publication, city of publication. Hanging indent layout. You may also number the references if you are not ordering them alphabetically.]

If not numbered,
this should be in
alphabetical order

[Each reference must appear, in whole, on just one page (ie no split references). Additionally any reference that is longer than one line must be single spaced, please maintain double spacing in between entries.]

All URLs should
be unlinked to
avoid blue and
underlined text

[URLS should be unlinked so that no blue or underlined text appears.]

[The References section header is a major heading and thus must have a two-inch top margin, be all caps, no bolding or italics]

[Suggest using References – Citations function in Word to ensure consistent formatting and full inclusion of all references.]

[For each type of source – book, journal article, online media – must follow disclosure requirements from your style guide.]

Hanging indentation

One-inch bottom margin

Two-inch top margin

Uppercase, centered,
no bold, one double-
spaced line before
beginning text

One-inch left margin

One-inch right margin

APPENDIX I DESCRIPTIVE TITLE HERE

[Insert first appendix here. Format with APPENDIX, then number, then title. Start new page for each appendix. These are major section headers and as such should have a two-inch top margin, be all caps, no bold, no italics. The title in Contents should match exactly.]

[Include IRB approval letter here, with blanked or redacted signatures.]

One-inch bottom margin

Two-inch top margin

Uppercase, centered,
no bold, one double-
spaced line before
beginning text

One-inch left margin

APPENDIX II DESCRIPTIVE TITLE HERE

One-inch right margin

[Insert additional appendices here.]

[Remember to insert page break to add additional pages here.]

One-inch bottom margin

10